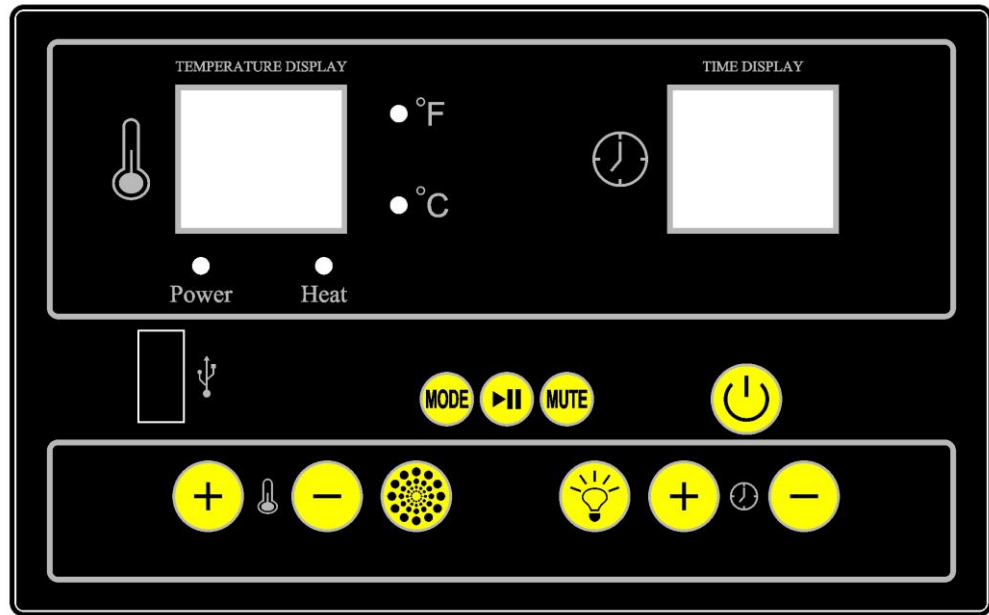



2021 controller manual



一、 Technical parameters

- Voltage: AC90-265V/AC 50Hz/60Hz
- Maximum heating current: 20A
- 12V output power: 6A
- Time: 1-99 minutes
- Temperature control range: 30°C-65°C (Fahrenheit 86°C-150°C)


Functions of control panel :



This key is on the top of left : display the temperature



This key is on the top of right : display the temperature



This key indicates that the temperature displayed is Fahrenheit



This key is indicates that the plug already connected with electricity



This key is indicates that the heaters whether is heating or off . shining is heating ,off is not work

Function keys :



"On/Off" : press once is on, again is off.



Colorthrapy: there are 7kinds of different colors can change . press the colorthrapy button it is automatic circulation of 7 kinds of different color ; (The time frame



display L1 express

the light change color speed is slowly ; press again ,display L2 express the light change color is faster ,display L3 customers can specified the color ,press the button by 2 seconds and then select the different colors .




Inside light & outside light : press one ,inside light is on and outside light off ; press again ,inside light off and outside light on . press third time is inside and outside both on , press fourth time : inside and outside both off .



Time "+" and "-" keys: adjust the time more or less

And it also can adjust the volume” + “or “--” when the “Mode” is entered (MP3 & radio) . The normal situation is to adjust sauna room heating time adjustment.



Temperature "+" and "-" keys: adjust the temperature higher or lower ;

Press and hold the temperature "+" and "-" keys at the same time to convert Fahrenheit and Celsius.

Music system ::

Press "MODE" to enter the FM BLUE USB function selection. Bluetooth device name: BT301.

"" : in FM state: hold and hold for 5 seconds, automatically search the radio frequency and save. When the search is over, press once to select the next frequency.

BLUE(Bluetooth) and USB: Press once to select the next song.

"MUTE" : In FM state: Press once to MUTE.

In BLUE(Bluetooth) and USB mode: Press once to pause the play

Breakdown removal :

- 1) The temperature sensor is faulty, and the temperature digital tube displays “ EE.”
- 2) High temperature protection: Temperature $\geq 75^{\circ}\text{C}$, temperature digital tube display "H".